

St. John Fisher College

Fisher Digital Publications

Lavery Library Faculty/Staff Publications

Lavery Library

Spring 3-28-2014

Create a Journal Workshop (Nuts and Bolts)

Joshua Beatty

SUNY Plattsburgh, jbeat003@plattsburgh.edu

Benjamin Hockenberry

St. John Fisher College, bhockenberry@sjfc.edu

Kim Myers

The College at Brockport, kmyers@brockport.edu

Follow this and additional works at: https://fisherpub.sjfc.edu/library_pub



Part of the [Library and Information Science Commons](#)

[How has open access to Fisher Digital Publications benefited you?](#)

Custom Citation

Joshua Beatty, Benjamin Hockenberry, and Kim Myers, "Create a Journal Workshop (Nuts and Bolts)" (March 28, 2014). Promoting Scholarly Communication through Open Access Journals. Paper 5. <http://digitalcommons.brockport.edu/oajp/2014/Schedule/5>

This document is posted at https://fisherpub.sjfc.edu/library_pub/25 and is brought to you for free and open access by Fisher Digital Publications at St. John Fisher College. For more information, please contact fisherpub@sjfc.edu.

Create a Journal Workshop (Nuts and Bolts)

Abstract

"Nuts and Bolts" workshop session detailing the creation of a journal from start to finish. Presenters began by discussing case studies, and attendees broke out into groups to develop a plan to publish a journal.

Keywords

Open-access journals

Disciplines

Library and Information Science

Comments

Presented at the 2014 SUNY Conversations in the Disciplines conference, *Promoting Scholarly Communication through Open Access Journals*, March 28, 2014. Originally published at <http://digitalcommons.brockport.edu/oajp/2014/Schedule/5/>

CREATING A JOURNAL: THE NUTS & BOLTS

Kim Myers, The College at Brockport, SUNY

Ben Hockenberry, St. John Fisher College

Joshua Beatty, SUNY Plattsburgh



PROMOTING SCHOLARLY
COMMUNICATIONS THROUGH
OPEN ACCESS JOURNALS

CREATING A JOURNAL: THE NUTS & BOLTS

Agenda

- Essential questions
- From print to digital
- Outreach and commitment
- Case study (audience participating)
- Reporting back
- Questions and Answers

CREATING A JOURNAL: THE NUTS & BOLTS

Essential Questions

- Why do you want to start a journal ?
- Who is your target audience ?
- Where will your editors come from?
- What kind of content do you want?
- How will you recruit content?

CREATING A JOURNAL: THE NUTS & BOLTS

A First Step?

Taking an Undergraduate Journal
From Print to Online



PROMOTING SCHOLARLY
COMMUNICATIONS THROUGH
OPEN ACCESS JOURNALS

Ben Hockenberry
Systems Librarian
Lavery Library, St. John Fisher College
Presented 3/28/2014

CREATING A JOURNAL: THE NUTS & BOLTS

Baby steps...

- School of Nursing wants journal, Library wants IR
- High-impact client
- Library's former experience: ETDs and Special Collections
- Needed to get our hands into the system




Source: <https://flic.kr/p/84ZYhJ>

CREATING A JOURNAL: THE NUTS & BOLTS

The Undergraduate Review

Library Director met with faculty advisor for *The Undergraduate Review*, a publication which had only been produced in print.

- Under auspices of the College's Honors program
- Happy with Repository/College branding
- Published once yearly



Source: <http://fisherpub.sjfc.edu/ur/>

CREATING A JOURNAL: THE NUTS & BOLTS

The Apprehension



<https://flic.kr/p/6cZwkQ>

- Brought student editors and the new faculty advisor to bepress journal training
- Level of detail nearly scared them off
- Library offered to load new issue and archives
- ... a slippery slope


CREATING A JOURNAL: THE NUTS & BOLTS

What We Got Out of It

#1. A better publication option for students

First “digital year:” 23,724 downloads

Before: a vestigial print run




Source: <http://fisherpub.sjfc.edu/ur/>

CREATING A JOURNAL: THE NUTS & BOLTS

What We Got Out of It

#2. Library staff gained experience in:

- Collecting submissions: single- and batch-upload
- Assigning and arranging items in issues
- Adding metadata
- Hiding non-article content from featured lists
- Working with bepress Client Services
- Closing issues




Source: <http://fisherpub.sjfc.edu/ur/>

CREATING A JOURNAL: THE NUTS & BOLTS

What We Didn't Get Out of It

Turned out to be different from a double-blind journal in many ways.

- Submissions outside Digital Commons
- Library staff and students arranged and published content
- Annual editorial turnover
- Limited design phase




Source: <http://fisherpub.sjfc.edu/ur/>

CREATING A JOURNAL: THE NUTS & BOLTS

Lessons Learned

- Sustainability and turnover: stick to an MOU
- Need to **train**, not **do**
- Establish policies early



Source: <http://fisherpub.sjfc.edu/ur/>

Outreach & Commitment

Joshua Beatty
SUNY Plattsburgh



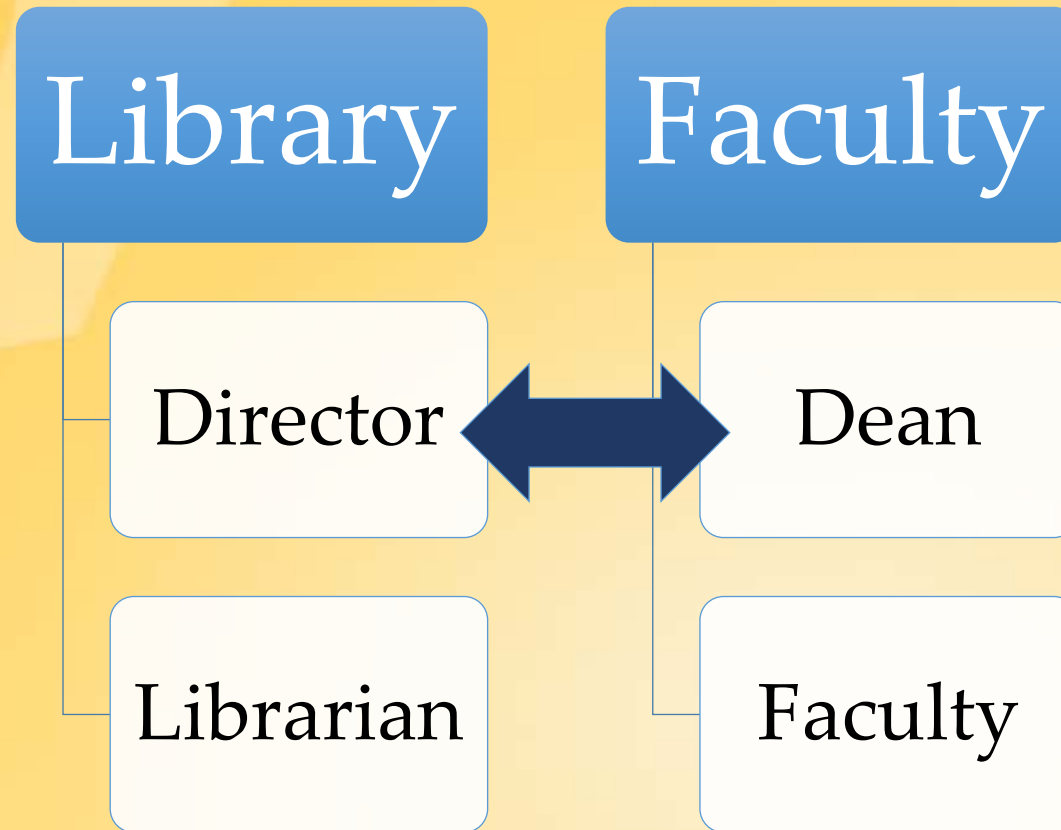
PROMOTING SCHOLARLY
COMMUNICATIONS THROUGH
OPEN ACCESS JOURNALS

CREATING A JOURNAL: THE NUTS & BOLTS

Outreach

CREATING A JOURNAL: THE NUTS & BOLTS

Use the bureaucracy



CREATING A JOURNAL: THE NUTS & BOLTS

Leads

- Liaison librarians
- Reference librarians
- Campus offices
 - Sponsored Research
 - Undergraduate Research
 - Special Collections/University Archives
- Student honors colloquia, etc.

CREATING A JOURNAL: THE **N**UTS & **B**OLTS

Commitment

CREATING A JOURNAL: THE NUTS & BOLTS

Establishing responsibilities



CREATING A JOURNAL: THE NUTS & BOLTS

When Things Go Wrong

(and they will)

CREATING A JOURNAL: THE NUTS & BOLTS

Workshop



PROMOTING SCHOLARLY
COMMUNICATIONS THROUGH
OPEN ACCESS JOURNALS

With your group, each table will now go through the following exercise to create your own journal. Taking what you have learned from the presentations and posters today, discuss with the individuals at your table how you would answer these questions. You will have about 15 minutes to complete this, and then we will discuss our answers as a group.

1. Imagine you are creating a journal. What are your top priorities? What are your top concerns? Discuss from both perspectives – teaching faculty and librarians.
2. What will you name it? What is its purpose?
3. Will it be peer-reviewed? Why or why not?
4. How will you handle copyright? Will the authors retain copyright, or will they transfer it to the journal?
5. What types of content would you publish?
6. How would you recruit content for it?
7. What is your plan to continue beyond the first volume?

CREATING A JOURNAL: THE NUTS & BOLTS

Q&A



PROMOTING SCHOLARLY
COMMUNICATIONS THROUGH
OPEN ACCESS JOURNALS

CREATING A JOURNAL: THE NUTS & BOLTS

Contact Us

Kim Myers: kmyers@brockport.edu

Ben Hockenberry: bhockenberry@sjfc.edu

Joshua Beatty: jbeat003@plattsburgh.edu